



**Granville  
Schools**  
Learning for Life

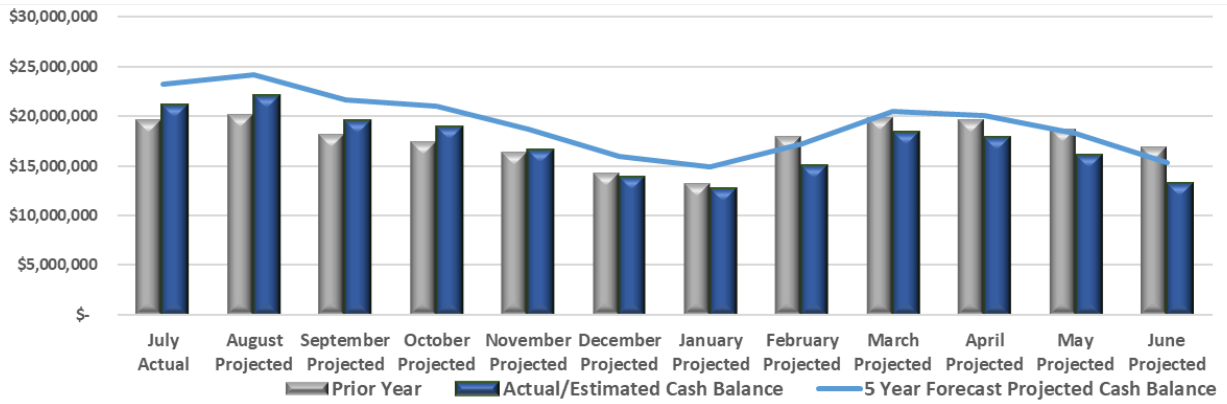
Granville Exempted Village SD

# **Monthly Financial Report**

Fiscal Year 2024 – July

Brittany Treolo, CFO

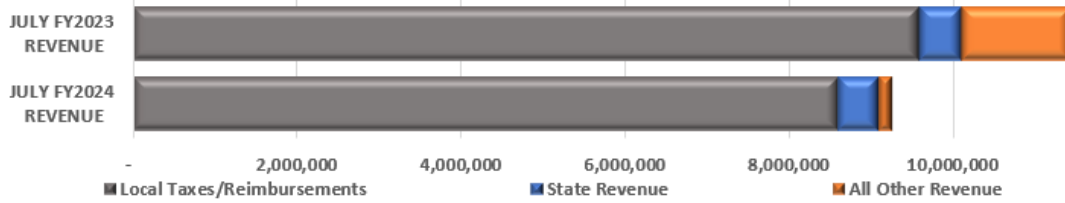
## FISCAL YEAR 2024 VARIANCE AND CASH BALANCE COMPARISON



July 2023 cash balance is \$1,472,693 more than July 2022, primarily due to the carryover cash balance from the prior year.

# FISCAL YEAR 2024 REVENUE ANALYSIS - JULY

## JULY REVENUE COLLECTIONS COMPARED TO PRIOR YEAR



	Actual Revenue Collections For July	Prior Year Revenue Collections	Actual Compared to Last Year
Local Taxes/Reimbursements	8,603,342	9,597,246	▼ <b>(993,904)</b>
State Revenue	510,594	513,071	▼ <b>(2,477)</b>
All Other Revenue	154,900	1,336,048	▼ <b>(1,181,148)</b>
<b>Total Revenue</b>	<b>9,268,837</b>	<b>11,446,365</b>	▼ <b>(2,177,528)</b>

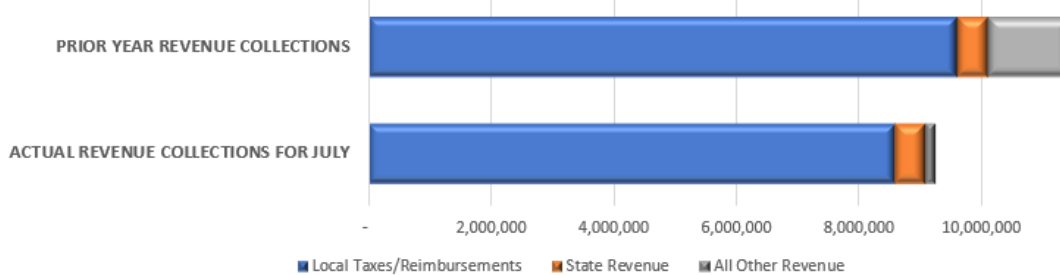
Actual revenue for the month was down

**\$2,177,528**

compared to last year.

Local tax revenue is down over prior year due to a decrease of \$319,854 in income tax revenue and a timing variance in property tax advance payments. All other revenue is down due to a decrease in return of advance payments.

## YTD REVENUE COLLECTIONS COMPARED TO PRIOR YEAR



	Actual Revenue Collections For July	Prior Year Revenue Collections For July	Current Year Compared to Last Year
Local Taxes/Reimbursements	8,603,342	9,597,246	▼ <b>(993,904)</b>
State Revenue	510,594	513,071	▼ <b>(2,477)</b>
All Other Revenue	154,900	1,336,048	▼ <b>(1,181,148)</b>
<b>Total Revenue</b>	<b>9,268,837</b>	<b>11,446,365</b>	▼ <b>(2,177,528)</b>

COMPARED TO THE SAME PERIOD, TOTAL REVENUES ARE

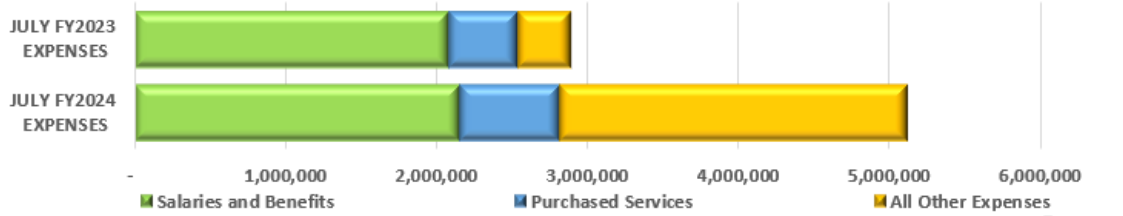
**\$2,177,528**

LOWER THAN THE PREVIOUS YEAR

Since this is the first month of the fiscal year, all comments above also apply to the YTD comparison.

# FISCAL YEAR 2024 EXPENDITURE ANALYSIS - JULY

## JULY EXPENDITURES COMPARED TO PRIOR YEAR



	Actual Expenses For July	Prior Year Expenditure Incurred	Actual Compared to Last Year
Salaries and Benefits	2,146,000	2,079,776	▲ 66,224
Purchased Services	661,787	451,791	▲ 209,996
All Other Expenses	2,299,831	356,116	▲ 1,943,715
<b>Total Expenditures</b>	<b>5,107,617</b>	<b>2,887,683</b>	<b>▲ 2,219,934</b>

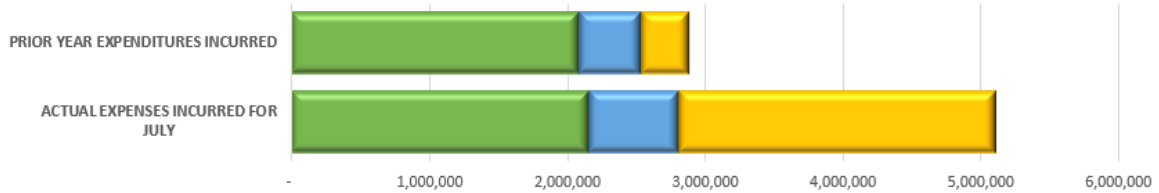
Actual expenses for the month was up

**\$2,219,934**

compared to last year.

Purchased services is up due to timing of ABM payment. All other expenditures are up due to the transfer out to the capital projects fund.

## YTD EXPENDITURES COMPARED TO PRIOR YEAR



	Actual Expenses For July	Prior Year Expenditures Incurred	Actual Compared to Last Year
Salaries and Benefits	2,146,000	2,079,776	▲ 66,224
Purchased Services	661,787	451,791	▲ 209,996
All Other Expenses	2,299,831	356,116	▲ 1,943,715
<b>Total Expenditures</b>	<b>5,107,617</b>	<b>2,887,683</b>	<b>▲ 2,219,934</b>

Compared to the same period, total expenditures are

**\$2,219,934**

higher than the previous year

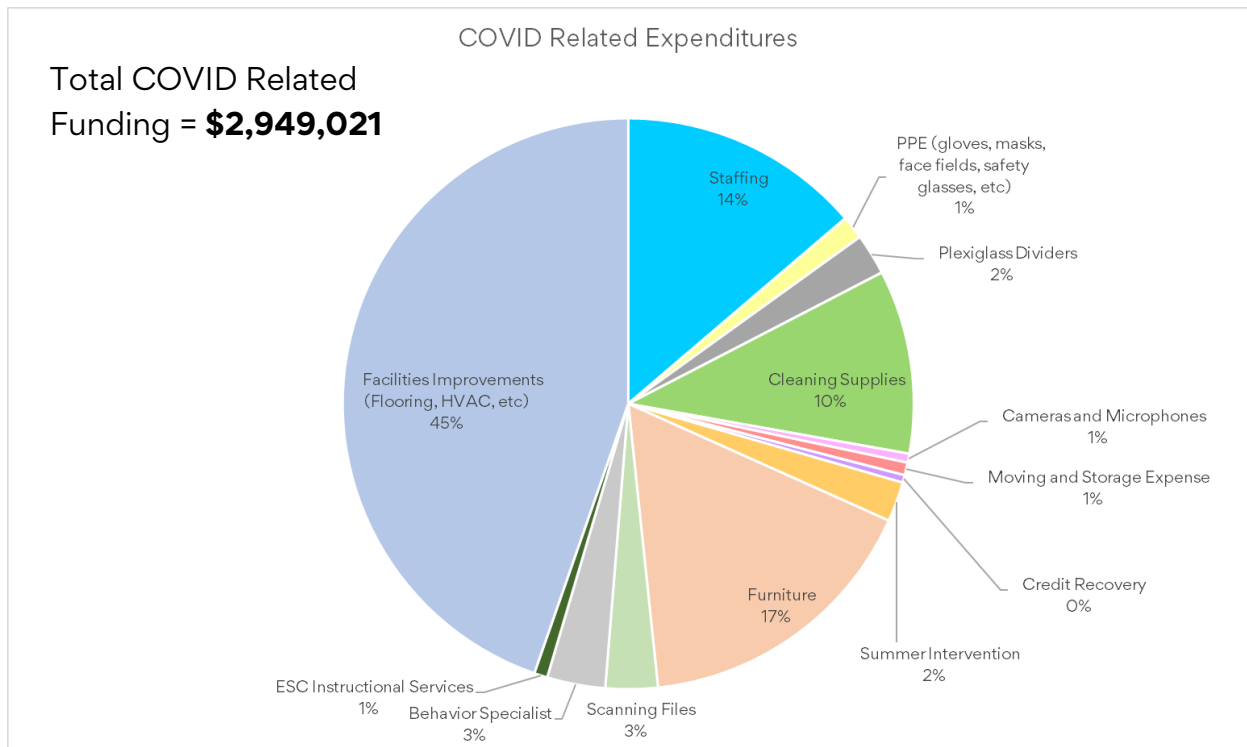
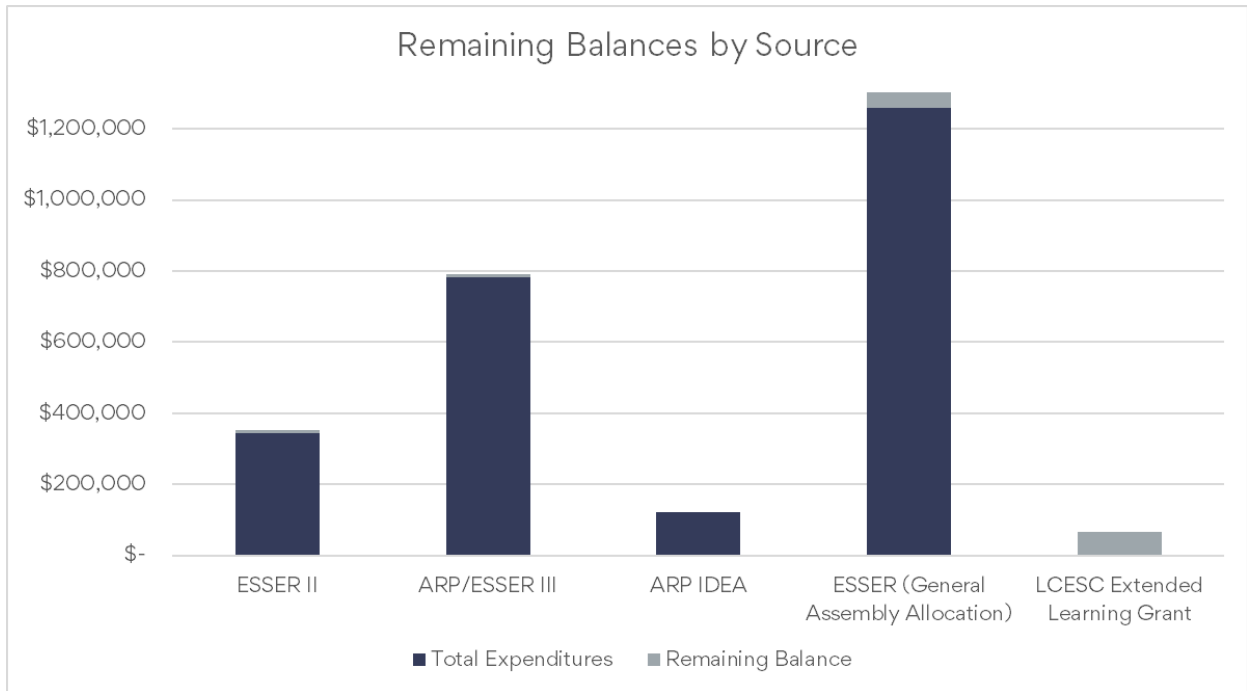
Since this is the first month of the fiscal year, all comments above also apply to the YTD comparison.

## COVID-19 RELATED EXPENDITURES THROUGH JULY 2023

	ESSER II	ARP/ESSER III	ARP IDEA	ESSER (General Assembly Allocation)	LCESC Extended Learning Grant
<b>Beginning Date of Eligible Expenses:</b>	March 13, 2020	March 13, 2020	December 14, 2021	March 13, 2020	March 13, 2020
<b>Ending Date of Eligible Expenses:</b>	September 30, 2023	September 30, 2024	September 30, 2023	September 30, 2024	September 30, 2024
<b>Allocation</b>	<b>\$ 352,131.32</b>	<b>\$ 791,398.64</b>	<b>\$ 122,176.31</b>	<b>\$ 1,309,562.72</b>	<b>\$ 66,774.00</b>
Staffing*	\$ 184,546.93	\$ 51,427.22		\$ 71,513.52	
PPE (gloves, masks, face fields, safety glasses, etc)	\$ 17,451.50				
Plexiglass Dividers	\$ 6,264.91				
Cleaning Supplies/Hand Sanitizer	\$ 27,820.92	\$ 13,587.21			
Cameras and Microphones					
Moving and Storage Expense	\$ 18,219.99	\$ 5,600.00			
Credit Recovery	\$ 2,587.50	2193.5			
Lexia/ST Math		\$ 66,635.00			
Summer Intervention	\$ 35,711.60	\$ 35,694.39			
Facilities Improvements (Flooring, HVAC, etc)	\$ 51,679.56	\$ 531,856.41		\$ 1,187,857.78	
Furniture		\$ 75,095.02			
Scanning Files					
Behavior Specialist			\$ 122,176.31		
ESC Instructional Services					
<b>Total Spent</b>	<b>\$ 344,282.91</b>	<b>\$ 782,088.75</b>	<b>\$ 122,176.31</b>	<b>\$ 1,259,371.30</b>	<b>\$ -</b>
<b>Encumbered or Budgeted</b>					
Staffing				\$ 50,191.42	\$ 66,774.00
PPE (gloves, masks, face fields, safety glasses, etc)					
Plexiglass Dividers					
Cleaning Supplies					
Cameras and Microphones					
Moving and Storage Expense					
Credit Recovery					
Summer Intervention	\$ 7,848.41	\$ 9,309.89			
Facilities Improvements (Flooring, HVAC, etc)					
Furniture					
Scanning Files					
Behavior Specialist					
ESC Instructional Services					
<b>Total Encumbered or Budgeted</b>	<b>\$ 7,848.41</b>	<b>\$ 9,309.89</b>	<b>\$ -</b>	<b>\$ 50,191.42</b>	<b>\$ 66,774.00</b>
<b>Remaining Balance</b>	<b>\$ 0.00</b>	<b>\$ 0.00</b>	<b>\$ -</b>	<b>\$ (0.00)</b>	<b>\$ -</b>

\*Intervention specialist, first grade teacher, sixth grade teacher, building subs, cleaning services completed by internal staff, GES/GIS intervention

# COVID-19 RELATED EXPENDITURES THROUGH JULY 2023



# CASH RECONCILIATION

Date: 8/3/2023  
Time: 2:41 PM

## Granville Exempted Village Schools Cash Reconciliation as of July 31, 2023

	<u>Sub-Totals</u>	<u>Totals</u>
<b>Gross Depository Balances:</b>		
PNB - New General	\$ 350,000.00	
PNB - Demand	\$ 1,159,259.87	
PNB - Food Service	\$ 467,236.70	
PNB - FSA	\$ 60,143.20	
PNB - Dental	\$ 123,810.53	
NBC Securities	\$ 2,100,541.11	
Star Ohio	\$ 17,573,499.33	
Consolo Scholarship	\$ 9,624.42	
Red Tree	\$ 8,208,520.27	
		\$ 30,052,635.43
<b>Adjustments to the Bank Balance:</b>		
Cash in Transit	\$ 1,448.62	
Outstanding Checks	\$ (462,628.82)	
Outstanding Electronic Payments	\$ (384,607.21)	
		\$ (845,787.41)
<b>Bank Balance with Adjustments:</b>		\$ 29,206,848.02
<b>Total Fund Balance:</b>		\$ 29,206,848.02

RedTree Investment Group  
**Granville Exempted Village Schools - General Funds**  
**US Bank Custodian Acct Ending x08780**  
**Income Earned from Commercial Paper and Bankers Acceptances**  
*From 07-01-22 Through 06-30-23*

Security	Pay-Date	Cusip	Mature Date	Amount
<b>COMMERCIAL PAPER</b>				
National Bank of Canada	07-07-22	63307MGR4	07-25-22	289.37
TD USA	08-17-22	89119BHH2	08-17-22	1,002.22
Societe Generale	08-30-22	83369CHX5	08-31-22	854.03
Citigroup	10-03-22	17327BK38	10-03-22	967.99
TD USA	10-06-22	89119BKE5	10-14-22	875.00
Standard Chartered Bank	10-11-22	85324UKB8	10-11-22	1,140.97
Royal Bank of Canada (RBC)	10-13-22	78013WKL3	10-20-22	999.37
Toyota Motor Credit	10-17-22	89233HKH6	10-17-22	1,068.75
Natixis NY	10-21-22	63873KKM8	10-21-22	1,158.19
JP Morgan	02-17-23	46640QPH8	02-17-23	4,559.72
Bank of Montreal	02-21-23	06366HPM3	02-21-23	4,575.00
Natixis NY	03-10-23	63873KQA8	03-10-23	5,118.75
MUFG Bank	03-15-23	62479MQL0	03-20-23	5,672.29
Citigroup	04-03-23	17327BR31	04-03-23	7,599.25
MUFG Bank	04-06-23	62479MRQ8	04-24-23	5,951.81
Lloyds Bank	04-14-23	53948BRU5	04-28-23	6,182.15
Lloyds Bank	04-17-23	53948BRU5	04-28-23	6,288.20
Canadian Imp Holdings	04-19-23	13608BS47	05-04-23	2,507.39
Standard Chartered Bank	04-19-23	85324US53	05-05-23	6,472.22
Canadian Imp Holdings	05-04-23	13608BS47	05-04-23	10,879.55
Royal Bank of Canada (RBC)	05-04-23	78015DS43	05-04-23	6,781.04
TD USA	05-08-23	89119BS80	05-08-23	7,181.25
Citigroup	06-15-23	17327BTF2	06-15-23	7,884.58
Royal Bank of Canada (RBC)	06-15-23	78015DTF7	06-15-23	7,945.48
Bank of America	06-23-23	06054PTP1	06-23-23	8,981.29
				112,935.86

**112,935.86**



RedTree Investment Group  
**Granville Exempted Village Schools - General Funds**  
**US Bank Custodian Acct Ending x08780**  
**Purchases and Sales of Commercial Paper and Bankers Acceptances**  
*From 07-01-22 To 06-30-23*

Security	Settle Date	Cusip	Mature Date	Quantity
<b>PURCHASES</b>				
Bank of America	10-17-22	06054PTP1	06-23-23	265,000
Canadian Imp Holdings	08-08-22	13608BS47	05-04-23	500,000
Canadian Imp Holdings	03-13-23	13608BZ72	12-07-23	250,000
Citigroup	07-08-22	17327BR31	04-03-23	300,000
Citigroup	10-04-22	17327BTF2	06-15-23	250,000
LVMH Moet	03-15-23	50244MVA7	08-10-23	250,000
Lloyds Bank	08-08-22	53948BRU5	04-28-23	500,000
MUFG Bank	07-29-22	62479MRQ8	04-24-23	250,000
MUFG Bank	04-06-23	62479MV18	08-01-23	250,000
National Bank of Canada	04-05-23	63307MV48	08-04-23	250,000
Natixis NY	11-14-22	63873KV79	08-07-23	275,000
Royal Bank of Canada (RBC)	06-27-23	78009ACK8	03-19-24	250,000
Royal Bank of Canada (RBC)	08-08-22	78015DS43	05-04-23	250,000
Royal Bank of Canada (RBC)	10-13-22	78015DTF7	06-15-23	250,000
Royal Bank of Canada (RBC)	06-30-23	78009ACS1	03-26-24	455,000
Standard Chartered Bank	08-08-22	85324US53	05-05-23	250,000
TD USA	08-11-22	89119BS80	05-08-23	250,000
TD USA	10-06-22	89119BU38	07-03-23	250,000
TD USA	05-18-23	89119AAB4	01-11-24	250,000
Toyota Motor Credit	04-19-23	89233HZD9	12-13-23	250,000
Toyota Motor Credit	06-27-23	89233GCK0	03-19-24	250,000
<b>SALES</b>				
Bank of America	06-23-23	06054PTP1	06-23-23	265,000
Bank of Montreal	02-21-23	06366HPM3	02-21-23	250,000
Canadian Imp Holdings	04-19-23	13608BS47	05-04-23	100,000
Canadian Imp Holdings	05-04-23	13608BS47	05-04-23	400,000
Citigroup	10-03-22	17327BK38	10-03-22	250,000
Citigroup	04-03-23	17327BR31	04-03-23	300,000
Citigroup	06-15-23	17327BTF2	06-15-23	250,000
JP Morgan	02-17-23	46640QPH8	02-17-23	250,000
Lloyds Bank	04-14-23	53948BRU5	04-28-23	250,000
Lloyds Bank	04-17-23	53948BRU5	04-28-23	250,000
MUFG Bank	03-15-23	62479MQL0	03-20-23	250,000
MUFG Bank	04-06-23	62479MRQ8	04-24-23	250,000
National Bank of Canada	07-07-22	63307MGR4	07-25-22	250,000
Natixis NY	10-21-22	63873KKM8	10-21-22	250,000
Natixis NY	03-10-23	63873KQA8	03-10-23	250,000
Royal Bank of Canada (RBC)	10-13-22	78013WKL3	10-20-22	250,000
Royal Bank of Canada (RBC)	05-04-23	78015DS43	05-04-23	250,000
Royal Bank of Canada (RBC)	06-15-23	78015DTF7	06-15-23	250,000
Societe Generale	08-30-22	83369CHX5	08-31-22	250,000
Standard Chartered Bank	10-11-22	85324UKB8	10-11-22	250,000
Standard Chartered Bank	04-19-23	85324US53	05-05-23	250,000

RedTree Investment Group  
***Granville Exempted Village Schools - General Funds***  
***US Bank Custodian Acct Ending x08780***  
**Purchases and Sales of Commercial Paper and Bankers Acceptances**  
*From 07-01-22 To 06-30-23*

Security	Settle Date	Cusip	Mature Date	Quantity
TD USA	08-17-22	89119BHH2	08-17-22	250,000
TD USA	10-06-22	89119BKE5	10-14-22	250,000
TD USA	05-08-23	89119BS80	05-08-23	250,000
Toyota Motor Credit	10-17-22	89233HKH6	10-17-22	250,000

**Granville Exempted Village Schools  
Credit Card Report  
Jan - June 2023**

	<b>Number of Cards/Accounts Active</b>	<b>Aggregate Credit Limit</b>	<b>Rewards Received</b>
Park National Bank	14	\$ 80,000.00	\$ -
Amazon	13	\$ 60,000.00	\$ -
Certified	5	\$ 4,000.00	\$ -


By signing this document, the compliance officer confirms the review of the following:

1. Number of cards and accounts issued,
2. Number of active cards and accounts issued,
3. Card and account expiration dates, and
4. Card and account credit limits.

**Compliance Officer:**

Jeff Brown, Superintendent

**Signature:**



**Date:**

8/18/23